

# Living Stones, Chosen People

## CORNERSTONE • EASTER 5 • YEAR A

1 PETER 2:2-10

PreK-  
K



5

### What's happening in this story?

The focus here is on life in Christ, as Peter addresses a community of new believers. He uses two distinct metaphors for how God “raises” us in faith. First, Peter compares new Christians to newborn babies, needing milk in order to grow. Secondly, Peter calls us “living stones” built on Jesus, the “living stone” and foundation of our lives. God will form us into a “spiritual house”—a place of love and life for all—but this can only happen when we let God use us together.

### What does this story mean for kids?

Kids may have experienced rejection and may know firsthand how hard that is. But being rejected by peers does not mean one is rejected by God. On the contrary, just as God loves Jesus, the rejected “living stone,” and chose him for important and holy work, so God loves and has chosen us. Over and over this passage reminds kids—and adults—that by God’s doing, we are precious and holy; we are named “God’s own people.”

### What is the Lectionary Connection?

This passage from 1 Peter was written to brand-new Jesus-followers when the church was less than a century old. Just as babies eagerly accept milk, we are urged to receive ongoing spiritual food—for the sake of our own Easter life and so that, together, we can become a strong “spiritual house” of faith.

### AGE LEVEL TIP

This scripture teaches that we are all being built up together, with Jesus as the cornerstone. Lessons like this can be encouraging to young kids who sometimes feel unimportant in the adult world. From young to old, we all need each other, and we need Jesus most of all.



### GENERAL SUPPLIES

- Crayons
- Masking tape

### LESSON SUPPLIES

- Blocks
- Plastic Easter eggs (4 or more per kid)
- Chenille stems
- Cupcake liners (6 or more per kid)
- Beach towels (1 per every 2 kids)
- Mural paper

**WHIRL SUPPLIES** • **WHIRL STORY BIBLES** • **DVD** • **FLOOR MAT** • **LEAFLETS**

## Do some kids arrive early? Try this.

Place mural paper on a table or floor and tape a block near one corner. **This block is a cornerstone. A cornerstone is the most important stone in a building. All other stones are built around it.** Invite kids to work together to draw a building using the block as the cornerstone.

## Invite kids to sit around the Floor Mat.

Point out the season (Easter), color (yellow), and icon (butterfly). Give each kid one block. **Today we'll learn how Jesus is sometimes called the cornerstone. A cornerstone is an important part of any building. It's the stone that all the other stones are built around. Jesus is called the cornerstone because we build our faith around Jesus. These blocks remind us of Jesus being the cornerstone of our faith and of our church.** Have kids place their blocks on the Easter section of the Floor Mat one at a time to build a simple structure.

**In the Easter season, the butterfly reminds us that Jesus is alive!** Show kids how to link their thumbs and flutter their fingers like a butterfly. **Let's say, "We build our faith on Jesus," while we flutter like a butterfly.**

## Pass out leaflets and crayons.

Let's look at the top row of pictures on the leaflet. **What do the things in the top row need to grow?**

**Let's match the pictures of the people, animals, and plant in the top row with the pictures of things they need to grow in the bottom row.** Discuss each picture one at a time, and have the kids draw a line to make a match. **The first picture is of a baby. What does a baby need to grow? What helps a puppy grow? What do kids like you need to grow bigger? What does the plant need to help it grow? What helps baby chicks grow? There's still one picture on your leaflet. It's a Whirl Story Bible. Learning about God's love and about Jesus helps our faith grow.** Have kids draw a heart around the Whirl Story Bible. Collect their leaflets until Respond.



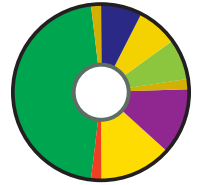
## Gather kids around the screen where you'll watch the video.

**In the video today, the Whirl kids notice that an important part of their church building is missing. Can you guess who took it and what they did with it?**

View Episode 11, "The Jesus Stone," on the Whirl Year A Spring PreK–Grade 2 DVD.

Ask kids these questions about the video:

- **What is missing from the church building?**
- **Why is the cornerstone important?**
- **How do the Whirl kids try to save the church without the cornerstone?**
- **Why did Monty carve the cornerstone to look like Jesus?**
- **Who helps build your faith around Jesus?**



## Pass out Whirl Story Bibles to kids.

**Let's find our story for today!** Help kids find "God's Own People" on page 506. Start by pointing out the graphic that shows the butterfly in the yellow circle for the Easter season. Before you read, invite kids to look for the people growing up, from babies to old people.



Read the story and Ada and Otto's questions and comments on each page.

## Ask these questions after you read the story:

- How did the good news about Jesus spread from city to city?
- Who makes our faith grow?
- When we have God's love, what are we like?
- Who is in your church family?
- What do you enjoy about being part of God's family?

## Play together!

**God is building our faith. God helps us, and other people in God's family help us too. Let's find out how we can help each other.** Have kids work in pairs. Invite kids to sit on the floor and then try to stand up without using their hands. Next, taking turns, have kids help their partner stand up from the floor. **Is it easier or harder when someone helps you to stand?** Invite one kid in each pair to fold a beach towel by themselves. Then have their partner try. Finally, invite kids to work with their partner to fold the towel. **Which way is harder—folding the towel with your partner or by yourself?** Last, have kids carry a stack of Whirl Story Bibles by themselves. Then split the stack between partners to carry. **Was the stack easier or harder to carry by yourself? What else can you think of that is easier to do with someone's help rather than by yourself? God is building us into a family that helps each other.**

### BIBLE BIT

- "Grow into salvation" does not necessarily mean eternal salvation or heaven.
- Early Christians would have understood this as a transformed life in Christ beginning now.

### WATCH IT AGAIN

- If you watch the video again, have kids suggest what they would do if they discovered the cornerstone missing and the church sinking.

### OUR CHURCH

- Explore how your church depends on everyone. Tell kids about the role each person plays by sharing examples from staff to members, and from adults to kids and even babies!

# RESPOND 10

## Pass out leaflets, cupcake liners, plastic Easter eggs, chenille stems, and blocks.

Unfold and tear off leaflet square.

1. **We've been talking about building a strong faith together. Let's see what you can build with these different items today.**
2. **Picture 1 shows cupcake liners built into a pyramid. What can you build using cupcake liners?**  
Invite each kid to build a structure using cupcake liners.
3. **Picture 2 shows plastic Easter eggs. It's the Easter season. How many Easter egg halves can you stack on top of each other? Have each kid stack plastic Easter eggs. Is this easier or harder than you thought it would be?**
4. Hold up a chenille stem. **What can you build with these?** If kids need help, show them how to create spirals, or shapes like triangles and squares. The shapes can be connected, or simply lean them together to build a simple structure.
5. **Picture 4 shows all the items you've used, plus blocks. What can you build using all the items together?** Invite each kid to build a structure using all of the items.
6. **How strong is your building? What could you use to make your building stronger? Why?**
7. **Jesus is the cornerstone that makes God's family—us!—strong, and we are stronger when we all work together. With God and one another, our faith grows strong.**

# LAUNCH 10

## Circle up with kids for a quick review.

**God is building a strong faith in each of us. Jesus is the cornerstone of our faith. God is also building all of us into a strong family of faith. Who do you want to thank for helping your faith grow?** Take time to hear kids' responses.

## Pass out leaflet panels and crayons.

Invite kids to draw themselves in the empty square on the leaflet. Fold the leaflet in half and stand it up.  
**With Jesus at the foundation, God is building us up together into a strong family.**

## Send kids out.

**Let's make butterfly hands again and remember that Jesus is alive! Let's say together, "We build our faith on Jesus."**

Pray together: **Dear Jesus, thank you for being our cornerstone. You make our faith strong. We are happy to be part of God's family built on you. Amen.**

Thank kids for being kind members of God's family. Remind them of the Family Square on the other side of the leaflet.